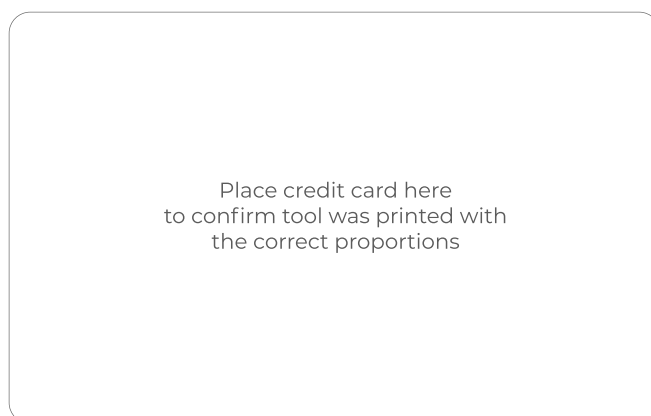


We offer rings in European standard sizes ranging from 44 to 66, so there's a perfect size for every finger. You can find your size by measuring a ring you own (or one for the intended recipient) using the following methods.

Method 1


1. Print this Size Guide Chart on A4 size paper.

To ensure the printed dimensions are accurate, place a credit card or any bank card on the rectangle below. If the card fits within the rectangle, the scaling is correct.



2. Place a ring that fits you on the circles below to find your correct ring size.

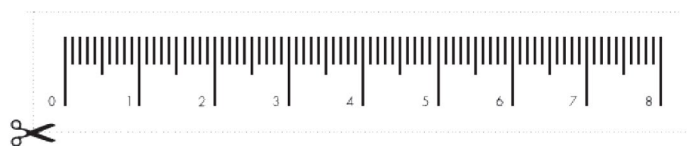
3. Ensure that you measure the inner circumference of your ring.



* Refer to our conversion chart on page 2 for more details on size.

Method 2

1. To begin, get a strip of paper or string, a pen, and a millimetre (mm) ruler.
2. Wrap the paper or string around your finger and mark the overlapping point.
3. Measure the length to the marked spot with the help of the ruler.
Note its diameter and refer to the below chart to find the right size.



LENGTH OF THE PAPER IN MM	SIZE CHART FOR RINGS			
	EUROPE	USA, UK & CANADA	CHINA & JAPAN	INDIA
14.01	44	3	4	4 1/2
14.32	45	3 1/4	5	5
14.64	46	3 3/4	6	6 1/2
14.96	47	4	7	7
15.28	48	4 1/2	8	8
15.50	49	4 3/4	9	9 1/2
15.92	50	5 1/4	10	10
16.23	51	5 3/4	11	11
16.55	52	6	12	12
16.87	53	6 1/4	13	13
17.19	54	6 3/4	14	14
17.51	55	7 1/4	15	15
17.83	56	7 3/4	16	16
18.14	57	8	17	17
18.46	58	8 1/4	18	18
18.78	59	8 3/4	19	19
19.10	60	9	20	20
19.42	61	9 1/4	21	21
19.74	62	10	22	22
20.05	63	10 1/4	23	23
20.37	64	10 3/4	24	24
20.69	65	11	25	25
21.01	66	11 1/2	26	26

Reach Out to Us:

In case you are not sure which size to choose from, Our Aneka Client Experts will be happy to guide you through the process.
Please do reach out to us on hello@aneka.co

Complimentary Shipping & Returns:

Aneka offers complimentary shipping & returns.